





How to change name on Vendor Rewards Programs

Cars

- 
 - Send an email with your Wizard # (for Avis) or your Fast Break # (for Budget) or both to profile.update@avisbudget.com. State what needs to be changed.

- 
 - Go to www.nationalcar.com
 - Click on the Emerald Club tab
 - Enter your Login & Password
 - Select Personal Information
 - Click go! Now
 - Update necessary information

- 
 - Fax a letter with your signature and Rewards Club #. You need to state the name change and provide a copy of your driver's license or passport showing the name
 - Fax the required information to 405-775-6161

- 
 - Go to www.enterprise.com
 - Click Log in on the Member's Benefit Program section
 - Update information
 - – OR –
 - By calling Enterprise Plus Maintenance at 866-674-6222



Hotels



- - You need to call 888-211-9874



- - Fax a letter to 972-788-1818 with the following information
 - Rewards #
 - Pin #
 - Email
 - Information of what needs to be changed



- - NO REWARDS PROGRAM



- (Marriott – Renaissance – Courtyard – Residence Inn – Fairfield Inn – TownePlace Suites – SpringHill Suites)
 - Fax a letter with your Marriott Rewards #. You need to state the name change and provide a copy of your driver's license or passport showing the name
 - Fax the required information to 801-468-4033 to the Attention of Melissa R.



- (Le Meridien – Four Points – Westin – The Luxury Collection – aLoft – Sheraton – W Hotels – element – St. Regis)
 - Fax a letter with your Rewards #. You need to state the name change and provide a copy of your driver's license or passport showing the name
 - Fax the required information to the Program Service Dept at 519-633-8870

